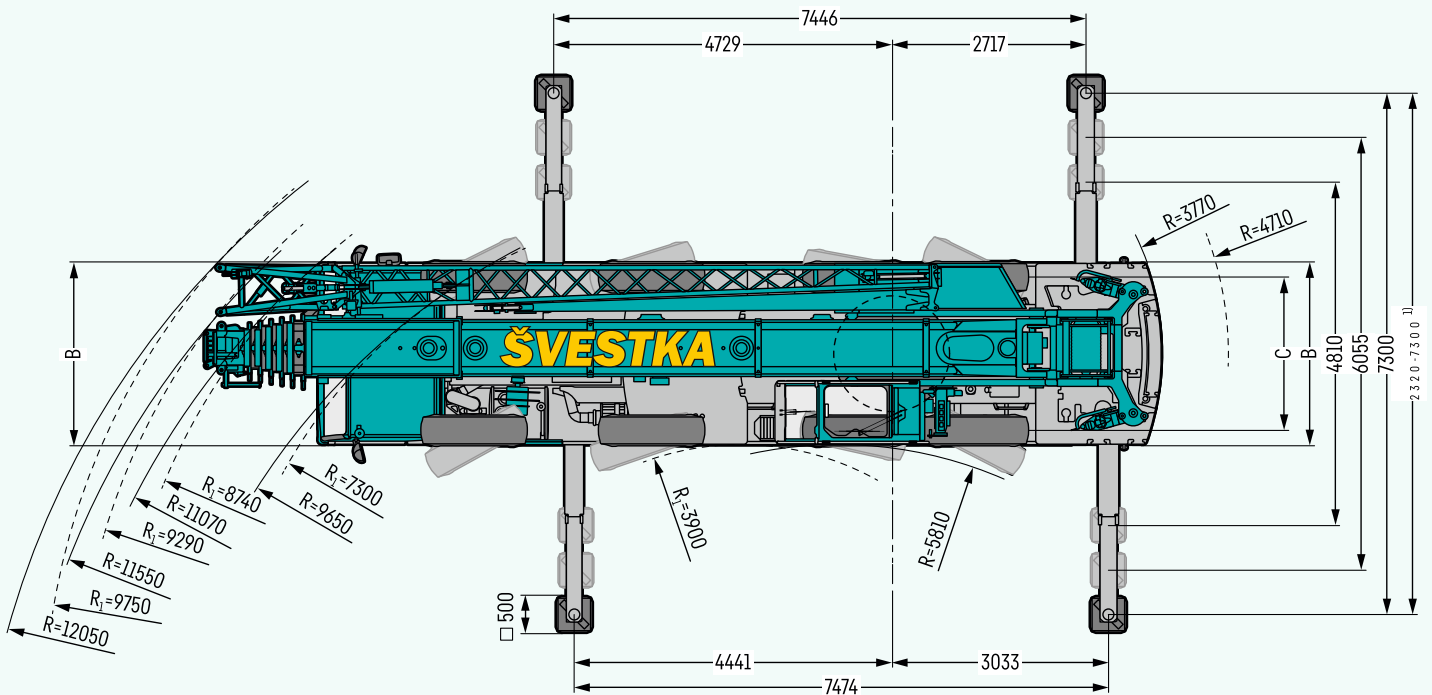
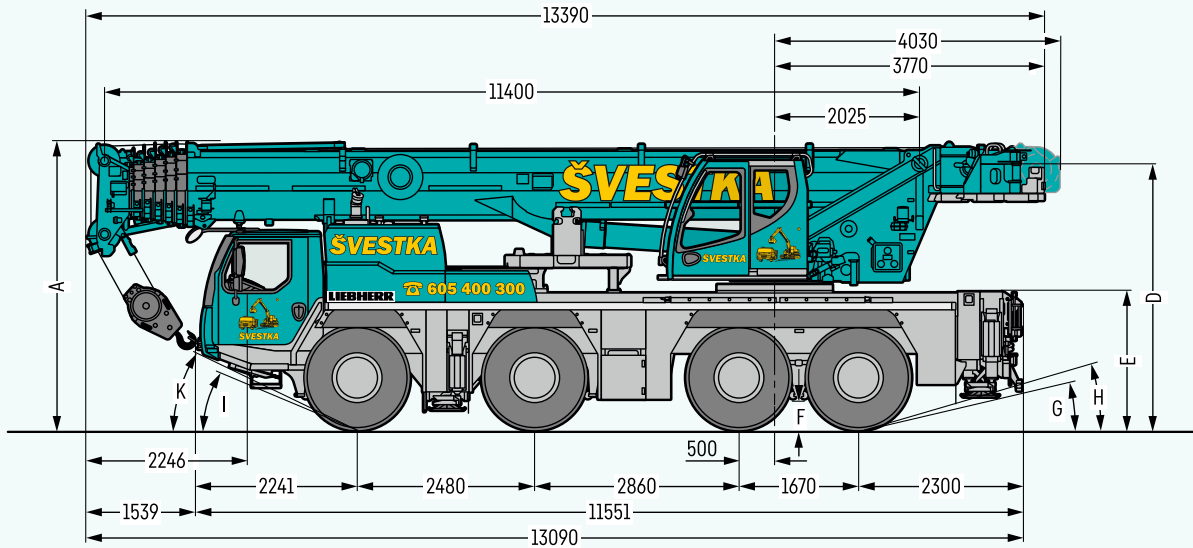



# ŠVESTKA

## LTM1090-4.2

rozměry • dimensions mm



R<sub>1</sub> = Natáčení všech kol • All-wheel steering

	A	A 100 mm*	B	C	D	E	F	G	H	I	K
385/95 R 25 (14.00 R 25)	3950	3850	2550	2160	3644	1866	353	11°	18°	20°	26°
445/95 R 25 (16.00 R 25)	4000	3900	2550	2100	3694	1916	403	13°	19°	22°	27°
525/80 R 25 (20.5 R 25)	4000	3900	2690	2170	3694	1916	403	13°	19°	22°	27°

\* sníženo • lowered