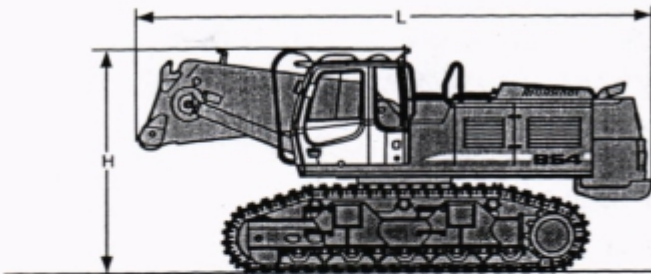


ŠVESTKA

DEMOLICE • ZEMNÍ PRÁCE • NADROZMĚRNÁ PŘEPRAVA • MOBILNÍ JEŘÁBY • DOPRAVA • RECYKLACE

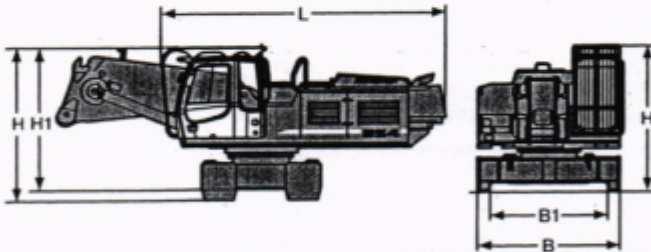
Dimensions and Weights

Liebherr R954C



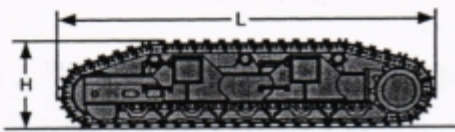
Basic machine with fixed cab and integral protection grid with counterweight

Undercarriage		HD	V	S-HD	HD-EW	V-HDW	HD
Pad width	mm	600	600	600	600	600	600
L	mm	8200	8200	8200	8200	8200	8200
H	mm	3465	3517	3577	3635	3735	3630
Weight	kg	47300	50300	52100	55700	58900	61400



Basic Machine without Side Frames for HD-EW-Undercarriage

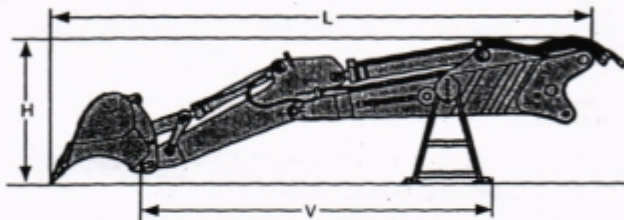
L Length	mm	5650
H Height	mm	3200
H1 Height	mm	2980
B Width	mm	3000
B1 Width	mm	2500
Weight	kg	19900



Side Frame for HD-EW Undercarriage

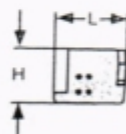
L Length	mm	5670
H Height	mm	1385
Width	mm	1100
Weight	kg	2 x 9800

10 R 954 C Ultronic Demolition Attachment



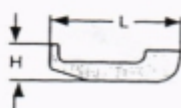
Backhoe Attachment with Supports

Main Boom		4,60 m	5,50 m		
Stick lengths	mm	2,35	2,90	2,35	2,90
L Length	mm	8850	9300	9800	10300
H Height	mm	3000	3000	2800	2800
V	mm	7050	7650	6050	6650
Width	mm	2400	2400	2400	2400
Weight without bucket	kg	7850	8000	8350	8500



Counterweight

L Length	mm	1050
H Height	mm	800
Width	mm	3000
Weight	kg	7800



Additional Counterweight

L Length	mm	1250
H Height	mm	340
Width	mm	3000
Weight	kg	3000